

Advanced mechanical design tools without compromise

Familiar DWG-based 2D & 3D CAD for mechanical design and drafting.

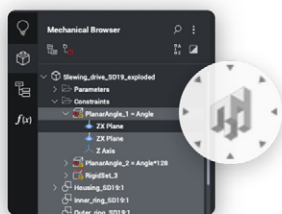
BricsCAD® Mechanical combines the core features of BricsCAD Pro with additional capabilities specific to Mechanical Engineers and Manufacturing professionals. It's based on a standard DWG file format, and includes tools for 2D mechanical design and drafting, sheet metal unfolding, and 3D assembly modeling. It also contains a library of standards-based mechanical parts.

The fastest path to complete and accurate production materials

BricsCAD Mechanical provides manufacturers of any size with a complete 2D mechanical design and drafting toolset that is familiar to users of AutoCAD® Mechanical and compatible with AutoCAD® Mechanical design data (.dwg files).

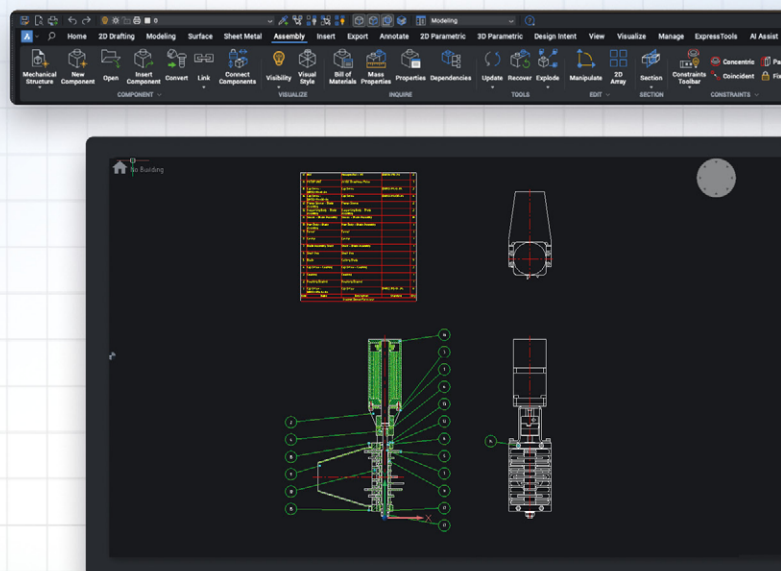
Companies utilize the all-in-one design support features of the software to leverage existing 3D models throughout their organizations. For example, the 3D to 2D integration features allow non-3D experts to convert 3D models into 2D manuals with annotations.

BricsCAD Mechanical also includes a series of easy-to-use Design for Manufacturing and Assembly (DFMA) Tools that help production professionals optimize their processes. This combination of design reuse capabilities allows manufacturers to start with any design data, and then accelerate the workflows of every team member.




BricsCAD® Maintenance

Allows perpetual license owners to stay up-to-date with all BricsCAD product releases.



With BricsCAD® Mechanical you can...

Define design standards and drawing styles

Simple and intuitive user interface.

Create new design or import existing .dwg files

Supports opening and editing of native dwg drawings.

Add design geometry and/ or create Part Refs

Includes innovative design productivity tools such as BLOCKIFY and COPYGUIDED/MOVEGUIDED.

Quickly apply dimensions, and symbols

Utilizes PowerDIM for accurate dimensioning and detailed tolerancing with fewer clicks.

Complete the design layout

Paper space delivers the optimal environment for creation of detail, section and break-view.

Assign properties via Part Refs

Incorporates familiar tools and a modern visual interface to add and edit Part Refs.

Generate fully associative BOMs

Create BOM and Part List automatically using the Block and Part Ref data and any other custom part information.

Convert 3D models to 2D documentation

A complete Assembly Documentation workflow toolkit to create Manual to produce a variety of outputs for various Assembly Documentation.

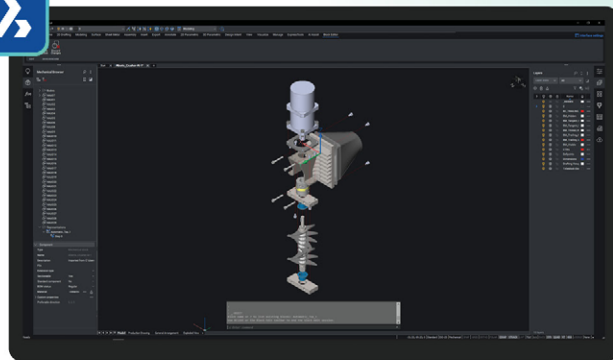
Optimize and Validate 3D assembly design

Assembly inspection with integrated Design for Manufacture and Assembly (DFMA) studies to optimize and validate assembly designs. Optimize product manufacturability and assembly processes.

Fastest path to production

BricsCAD®'s unique variational 3D modeling approach gives you the freedom to design how you want to, from concept to detail, with whatever level of parametric control you need. Quickly develop complex stand-alone components or directly within an assembly. Build potentially complex assemblies and subassemblies using components designed in-house or by others. Create sheet metal part designs that are resilient and deeply editable.

BricsCAD offers the best and most familiar workflow for turning your mechanical designs into production drawings.



Own your software

Bricsys® customers can choose to buy BricsCAD with a perpetual license, helping to manage the cost of CAD software ownership.



Powerful LISP interpreter

ENHANCED

Run LISP routines developed in other CAD applications or develop your own in the BricsCAD LISP Advanced Development Environment (BLADE).



Third-party Apps

With powerful C++ and .NET APIs, BricsCAD® Pro is highly compatible with the APIs of legacy-DWG products. These APIs also give corporate CAD developers the fastest path to move their applications to BricsCAD.



Parametric Blocks / PBLOCKASSIST

ENHANCED

Parametric Blocks enable faster drawing creation, changes and reconfigurations by reusing geometry. Our block converter can also convert legacy-CAD Dynamic Blocks into native BricsCAD Parametric Blocks.



Unique to BricsCAD®



Import or create Sheet Metal designs from scratch

BricsCAD® Mechanical can create sheet metal components from scratch and allows users to automatically convert solid parts to sheet metal with just one click. This robust approach lets you spend more time evolving your design and less time worrying about redefining sheet metal features.



Smart AI-driven tools



Efficient 2D detailing

BricsCAD offers the best and most familiar workflow for turning your mechanical designs into production drawings.



Network licenses

With BricsCAD's shareable network licensing, you can purchase or subscribe to BricsCAD, and share your license across multiple users on the same network.



Expandable platform

Move from concept to creation with all the tools you need on one platform to design, build and manufacture. Users can leverage what they know from their legacy CAD product.



In-Product Tutorials

NEW

BricsCAD includes a new series of in-product tutorials to help users learn about the unique and powerful features of our newest release.



Design parts and components

With BricsCAD® Mechanical, the design process is simple. Start your design with a 2D sketch, then extrude, revolve, or sweep it to create a 3D solid, and edit them as native components.



Bottom-up and top-down assembly design

BricsCAD Mechanical users can create complex hierarchies of parts and sub-assemblies using bottom-up or top-down design methods. You can import assemblies from different CAD systems using Communicator for BricsCAD®, including Parametric geometry defined in those assemblies.



AutoCAD® Mechanical compatibility

Easily open, edit, and reuse symbols and annotations in your drawings created in AutoCAD® Mechanical.

 **Finder**
INFORMATIČKE TEHNOLOGIJE I USLUGE
Božidarevićeva 13,
10000 Zagreb, Republika Hrvatska
tel. (01) 2337 731
e-mail: prodaja@finder.hr
www.finder.hr